

AL-BAHER

# CONNECT

**KG 2**  
First Term  
Parents' Guide





## Let's remember

Theme (1) Who am I? (3)

Unit (1) Hop, skip, jump (17)

Unit (2) I play music (50)

Theme (2) The world around me

Unit (3) My home (72)

Unit (4) My day (98)

Final Revision (124)



Listen and trace.

استمع وتتبّع.

A a




apple

A a

apple

B b



book

B b

book

C c



cat

C c

cat

Help your child revise alphabet.

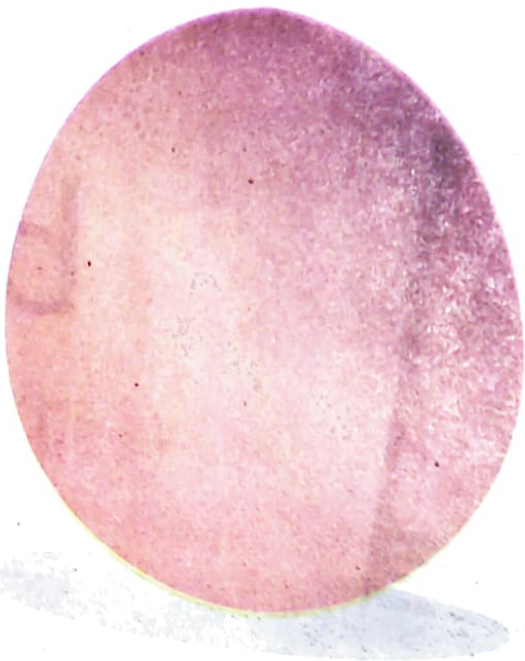
ساعد طفلك على مراجعة الحروف الهجائية.

AL-BAHER - Connect KG (2) / First Term




dog

dog



egg

egg



fish

fish



Gg



girl

Gg

girl

Hh



hand

Hh

hand

Ii



ink

Ii

ink

Jj



jacket

Jj

jacket

Kk



kite

Kk

kite

Ll



lion

Ll

lion



M m



moon

moon

M m

N n



nose

nose

N n

O o



orange

orange

O o

Help your child revise alphabet.

ساعد طفلك على مراجعة الحروف الهجائية.

AL-BAHER -Connect KG (2) / First Term



pen

pen



queen

queen




rabbit

rabbit



S s



sun

S s

sun

T t



tree

T t

tree


U u



umbrella

U u

umbrella





van

van



watch


watch



xylophone


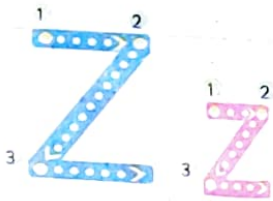
xylophone





yo-yo

yo-yo



zoo

zoo

ALPHA<sup>🐼</sup>BET<sup>🍏</sup>



Let's remember

# NUMBERS

الأرقام

1

1



one

one

2

2



two

two

3

3



three

three

4

4



four

four

5

5



five

five





# Activities

1 Match.

مطابق.

B  
C  
D  
A

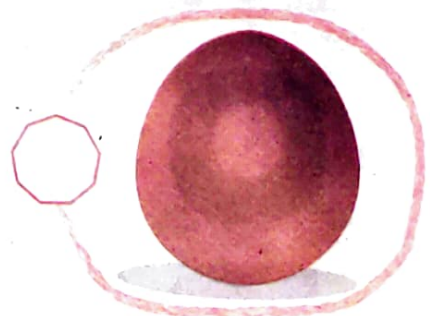



a  
d  
b  
c

2 Look and number.

انظر ورقم.

E  
F  
G  
H



Help your child deal with such questions.

ساعد طفلك أن يتعامل مع مثل هذه الأسئلة.

3 Match.

I

J

K

L

ا

k

i

ز

4 Look and number.


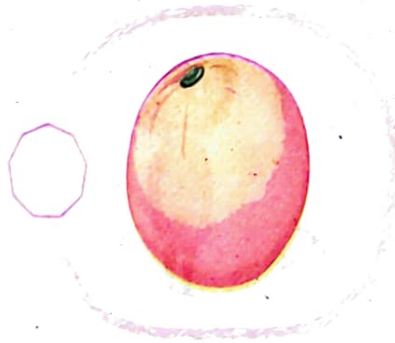
انظر ورقم.

N

M

O

P





## 5 Look and number.

انظر ورقم.

one

two

three


four

five




## 6 Complete.

أكمل.



## 7 Count and write.

عد واكتب.



Help your child deal with such questions.

ساعد طفلك أن يتعامل مع مثل هذه الأسئلة.



من الحول





# Unit 1

# Hop, skip, jump

اقفز على قدم واحدة، اقفز بالحبل، اقفز





# Unit One Objectives

## ★ Lesson (1)

**Objectives** To identify vocabulary for actions in a picture

أن يتعرف على المفردات اللغوية الخاصة بأفعال الحركة في صورة

To listen to and sing along with a song

أن يستمع ويغني مع الأغنية

**Vocabulary** climb, hop, jump, kick, run, skip

يتسلق ، يقفز على قدم واحدة ، يقفز لأعلى ، يركل الكرة ، يجري ، يقفز بالحبل

**Language** I can (jump).

استطيع أن (أقفز).

## ★ Lesson (2)

**Objectives** To listen to and follow a picture story  
To think about what happens next in a story

أن يستمع ويتابع قصة مصورة

أن يفكر فيما يحدث بعد ذلك في قصة

**Life skill** To learn a new life skill (problem solving)

أن يتعلم مهارة حياتية جديدة (حل المشكلة)

**Language** Can you (jump)?

هل تستطيع أن (تقفز)؟

I can (jump).

أنا أستطيع أن (أقفز).

I can (jump), too.

أنا أيضًا أستطيع أن (أقفز).

## ★ Lesson (3)

**Objectives** To reinforce the importance of being healthy in and out of the classroom

أن يعزز أهمية كونه بصحة جيدة داخل وخارج حجرة الدراسة

To sing a song about being healthy

أن يغني أغنية عن كونه بصحة جيدة

**Issues** Preventative health

الصحة الوقائية

**Vocabulary** eat, jump, run, kick

يأكل ، يقفز لأعلى ، يجري ، يركل

**Language** Let's be healthy! (Jump) with me.

هيا نصبح أصحاء! (أقفز) معي.

## ★ Lesson (4)

**Objectives** To ask and answer about what he or she can do

أن يسأل ويجيب عن ما يستطيع هو أو هي فعله

**Language** I can (skip).

أستطيع أن (أقفز بالحبل).

Can you (skip)?

هل تستطيع أن (تقفز بالحبل)؟

Yes, I can.

نعم ، أستطيع.

## ★ Lesson (5)

**Objectives** To recognize the letter sounds / t / and / k /

أن يتعرف على الصوتين / t / و / k /

To find words with / t / and / k / sounds

أن يجد كلمات بها الصوتين / t / و / k /

To trace and copy the letter (Tt) and (Kk)

أن يتتبع وينسخ الحروف (Tt) و (Kk)

**Vocabulary** teddy bear, two, Talia, Karim, kick, kite

دب دمية ، اثنان ، تاليا ، كريم ، يركل ، طائرة ورقية

## ★ Lesson (6)

**Objectives** To count up to ten

أن يعد حتى رقم عشرة

To recognize and use the numbers one, two, three, four, five, six, seven, eight, nine, ten

أن يتعرف ويستخدم الأرقام من واحد إلى عشرة

To count and match a group of items with the correct number

أن يعد ويصل مجموعة من الأشياء بالعدد الصحيح المناسب لها

**Vocabulary** one, two, three, four, five, six, seven, eight, nine, ten

واحد ، اثنان ، ثلاثة ، أربعة ، خمسة ، ستة ، سبعة ، ثمانية ، تسعة ، عشرة



# - Vocabulary

## Lesson

(1)

 Listen, point and say.

ستمع وأشر وقل.



jump  
يقفز



kick  
يركل



skip  
ينط بالحبل



climb  
يتسلق



run  
يجرى



hop  
يقفز على قدم واحدة

Help your child identify these words.

ساعد طفلك أن يتعرف على هذه الكلمات.

Listen, trace and write.



climb

climb



hop

hop



jump

jump



kick

kick



run

run



skip

skip



# Song



Everyone **jump**! Follow me  
I can **jump**, 1, 2, 3



Everyone **climb**! Follow me  
I can **climb**, 1, 2, 3



Everyone **skip**! Follow me  
I can **skip**, 1, 2, 3



Everyone **run**! Follow me  
I can **run**, 1, 2, 3



Everyone **kick** a ball! Follow me  
I can **kick** a ball, 1, 2, 3



Everyone **hop**! Follow me  
I can **hop**, 1, 2, 3






# Activities

## 1 Look and number.

نظروا رقم.



1 kick



2 hop



3 run



4 climb

## 2 Listen and circle.

ستم وضع دائرة.

1 skip



2 jump



3 run




4 hop



## 3 Circle the right letter.

سم دائرة حول الحرف الصحيح.



c

o



l

k



r

p





Look, read and tick (✓) the correct word.

انظر واقرأ وضع علامة (✓) بجوار الكلمة الصحيحة.



a climb

b kick



a run

b skip



a climb

b skip



a jump

b climb



Look and circle.

انظر وضع دائرة.



skip - kick



kick - jump



hop - climb



Look and complete.

انظر وأكمل.

r - k - c - h



\_limb



\_op



\_un



\_ick

7 Match, color and say.

ن. بون وفن.




1- ( ) 2- ( ) 3- ( ) 4- ( ) 5- ( ) 6- ( )

Look and write.

نظر واكتب.

kick - jump - run - skip - hop - climb





Lesson  
(2)

- Story

It's Sports Day!

إنه اليوم الرياضي!

I can jump.  
أستطيع أن أقفز.

I can jump, too!  
أستطيع أن أقفز، أيضًا!

I can kick a ball.  
أستطيع أن أركل الكرة.

I can kick a ball, too!  
أستطيع أن أركل الكرة، أيضًا!

Help your child listen to and follow a picture story.

ساعد طفلك أن يستمع إلى ويتابع قصة مصورة.

AL-BAHER - Connect KG (2) / First Term









Help your child listen to and follow a picture story.

ساعد طفلك أن يستمع إلى ويتابع قصة مصورة.

AL-BATIER - Connect KG (2) / First Term




# Language

I can ..... أنا أستطيع أن

 Look and read.

نظر واقرأ.







# Activities

## 1 Look and number.

انظر ورقم.



1 I can run.

2 I can climb.

3 I can hop.

4 I can jump.



## 2 Listen and circle.

استمع وضع دائرة.

1 I can skip.



2 I can kick.



3 I can hop.



4 I can run.



## 3 Look and circle the right word(s).

انظر وضع دائرة حول الكلمة الصحيحة.



I can (hop / climb).




I can (run / skip).

Look, read and tick (✓) the correct sentence.  
النظر واقرأ وضع علامة (✓) بجوار الجملة الصحيحة.

1  a I can hop. ☐ b I can kick. ☐

2  a I can skip. ☐ b I can jump. ☐

3  a I can climb. ☐ b I can run. ☐

4  a I can run. ☐ b I can hop. ☐

Look and write.


النظر واكتب.


climb - hop - jump - skip - run - kick


1  I can .....

2  I can .....

3  I can .....

4  I can .....

5  I can .....

6  I can .....



# Lesson (3)

## - Issues: Let's be healthy!

 Listen, point and say.

استمع وأشر وقل.



jump  
يقفز



eat  
يأكل



Let's be  
healthy!

هيا نخون أصحاء!



kick  
يركل



run  
يجري

Help your child identify these words.

ساعد طفلك ان يتعرف على هذه الكلمات.

# Unit (1) Lesson (3)

Look and learn.

النظر وتعلم.



Unhealthy to do  
غير صحي أن تفعل




# Song

Let's be healthy!  
Jump with me  
Are you ready?  
Go!



Let's be healthy!  
Run with me  
Are you ready?  
Go!

Let's be healthy!  
Kick a ball with me  
Are you ready?  
Go!



Help your child sing this song.

ساعد طفلك أن يغني هذه الأغنية.

# Activities

## 1 Look and number.



1 run

2 eat

3 jump

4 kick



## 2 Listen and circle.

1 eat



2 jump



3 kick



4 run



## 3 Circle the right letter.



e

p



n

r



j

m





**Look and complete with:**

انظر وأكمل بـ :

Run - ~~Jump~~ - Kick

1 Let's be healthy! **Jump** with me.



2 Let's be healthy! ..... with me.




3 Let's be healthy! ..... a ball with me.



**Color the healthy food.**

لون الطعام الصحي.



**Look and draw.**



انظر وارسم.



Help your child deal with such questions.

ساعد طفلك أن يتعامل مع مثل هذه الأسئلة.

# Lesson (4)

## - I can skip - Listening and speaking

 Listen, point and say.

استمع واشر وقل.



skip

ينط بالحبل



kick

يركل / يشوط



hop

ينط



climb

يتسلق



I can ...

أنا أستطيع أن .....



jump

يقفز



run

يجري





# Activities

## 1 Look and number.

انظر ورقم.



1 I can climb.



2 I can jump.



3 I can kick.



4 I can run.

## 2 Listen and circle.

استمع وضع دائرة.

1 I can skip.



2 I can kick.



3 I can hop.



## 3 Trace and color.

تتبع ولون.



Help your child deal with such questions.

ساعد طفلك أن يتعامل مع مثل هذه الأسئلة.

Tt



تاليا (اسم بنت)

Kk



کریم (اسم ولد)




tWO

## اثنان



یہ رکھ



## دُبُّ لَعْبَةٍ



## طيارة ورقية







Talia

Talia

2

two

two



teddy bear

teddy bear



Karim

Karim



kite

kite



kick

kick

## 1 Look and number.



1 kite

2 two

3 kick

4 teddy bear



## 2 Listen and circle.

1 Talia



2 kick



3 two



4 kite



## 3 Circle the right letter.



k

t



k

t



k

t



4

Look, read and tick (✓) the correct word(s).

انظر واقرأ وضع علامة (✓) بجوار الكلمة الصحيحة.



a Karim

b Talia



2



a kite

b Karim



a three

b two



4



a teddy bear

b kick



5

Look and circle.

انظر وضع دائرة.



Talia - Karim



kite - kick



two - five

6

Trace and color.

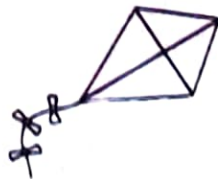
تتبع ولون.



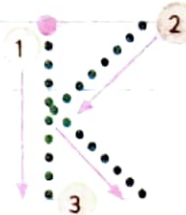
teddy bear



Talia



kite



Karim

Help your child deal with such questions.

ساعد طفلك أن يتعامل مع مثل هذه الأسئلة.

Lesson  
(6)

- Math

- Learn numbers with Busy Bee!

Listen, point and say.

ستمع وأشير وقول.



ten  
عشرة



one  
واحد



two  
اثنان



nine  
تسعة



three  
ثلاثة



eight  
ثمانية



four  
أربعة



seven  
سبعة



six  
ستة



five  
خمسة

Numbers

الأرقام



Listen, trace and write.

استمع وتتبع واكتب.

1

1 1 1 1 1

2

2 2 2 2 2

3

3 3 3 3 3

4

4 4 4 4 4

5

5 5 5 5 5

6

6 6 6 6 6

7

7 7 7 7 7

8

8 8 8 8 8

9

9 9 9 9 9

10


10 10 10 10 10

Help your child trace.

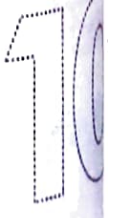
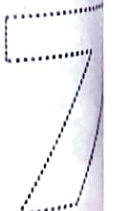



ساعد طفلك أن يتتبع النقاط.

AL-BAHAR - Connect KG (2) / First Term

## 1 Look and number.



## 2 Count and color.






### 3 Listen and circle.

استمع وضع دائرة.


1 four



2 six



3 seven



### 4 Look and circle.

انظر وضع دائرة.



nine - ten



five - four



six - seven

### 5 Look, read and tick (✓) the correct word.

انظر واقرأ وضع علامة (✓) بجوار الكلمة الصحيحة.



a ten

b six



a eight

b seven



a nine

b five



a five

b two



a three

b four



a one

b seven



Help your child deal with such questions.

ساعد طفلك أن يتعامل مع مثل هذه الأسئلة.

# Unit (1) Lesson (6)

## 6 Count and write.



## 7 Complete.

1

3


6

7

10

## 8 Join, say the action and color.

فعل الفعل ولون.





# Review on Unit (1)



kick



jump



skip



I can jump.



climb



run

I can run.



hop



/Tt/



Talia

2

Two

Teddy bear



/Kk/



Karim



Kite



Kick





# Activities on Unit (1)

## 1 Look and number.

انظر ورقم.



1 hop

2 kick

3 seven

4 kite



## 2 Listen and circle.

استمع وضع دائرة.

1 run



2 jump



3 Talia



4 nine



## 3 Circle the right letter.

ضع دائرة حول الحرف الصحيح.



K

T



t

k



t

k



#### 4 Look, read and tick (✓) the correct word(s).

انظر واقرأ وضع علامة (✓) بجوار الكلمة الصحيحة.



a climb

b run



a kick

b skip



a eight

b nine



a teddy bear

b kite



#### 5 Look and circle.

انظر وضع دائرة.



four - five



kick - hop



run - skip

#### 6 Look and complete with:

انظر وأكمل بـ :

climb - run - kick



I can .....



I can .....



I can .....

Help your child deal with such questions.

ساعد طفلك أن يتعامل مع مثل هذه الأسئلة.





## ★ Lesson (1)

Objectives	To identify vocabulary for musical instruments in a picture To use musical instruments vocabulary in oral sentences
Vocabulary	To listen to and sing along with a song drum, flute, guitar, piano, triangle
Language	I play the (piano).

## ★ Lesson (2)

Objectives	To listen to and follow a picture story To predict about what happens next in a story
Language	I'm (Jack), I play the (piano). Well done!

## ★ Lesson (3)

Objectives	To reinforce the importance of working together in and out of the classroom To sing a song about working together To listen to and sing along with a song
Life skills	Cooperation and participation
Language	Let's work together.

## ★ Lesson (4)

Objectives	To work together to play a game To listen to and practice a dialogue in pairs
Language	I play the (piano). I play the (piano), too.

## ★ Lesson (5)

Objectives	To recognize the letter sounds /p/ and /g/ To find words with the /p/ and /g/ sounds To trace and copy the letters (Pp) and (Gg)
Vocabulary	piano, Peter, pink, guitar, Gamila, green

# Vocabulary

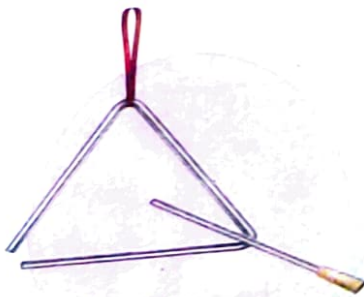
## Lesson (1)

مع، أشر وقل.

 Listen, point and say.



drum  
طبلة



triangle  
آلة المثلث الموسيقي



guitar  
جيتار

I play the ...  
أنا أعزف .....



piano  
بيانو



flute  
ناي (مزمار)

Help your child identify these words.

ساعد طفلك أن يتعرف على هذه الكلمات.



I play the .....

أنا أعزف .....



I play the piano.  
أنا أعزف البيانو.



I play the flute.  
أنا أعزف الناي.





drum

drum



guitar

guitar



ع واكتب.

piano

piano



flute

flute



triangle

triangle



I play the drum

I play the drum



# Song

غَنِّ.



I like my music class. Listen to me.  
I play the flute in my music class!  
Play with me.



I like my music class. Listen to me.  
I play the triangle in my music class!  
Play with me.



I like my music class. Listen to me.  
I play the piano in my music class!  
Play with me.



I like my music class. Listen to me.  
I play the guitar in my music class!  
Play with me.



I like my music class. Listen to me.  
I play the drum in my music class!  
Play with me.



# Activities

## 1 Look and number.

انظر ورقم.

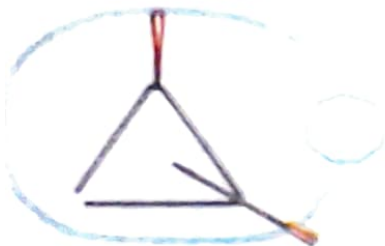


1 flute

2 drum

3 piano

4 triangle



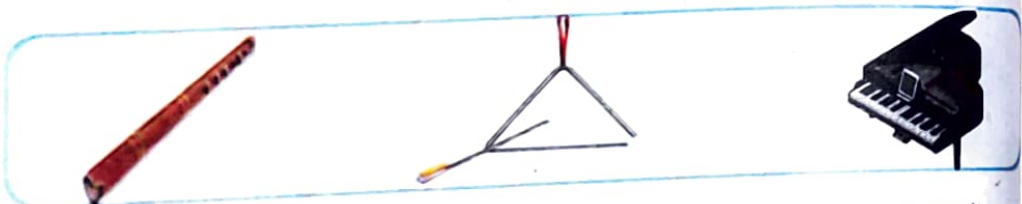
## 2 Listen and circle.

استمع وضع دائرة.


1 guitar



2 piano



3 triangle



4 flute



## 3 Circle the right letter.

ضع دائرة حول الحرف الصحيح.



f

g



t

p



d

b

Help your child deal with such questions.

ساعد طفلك أن يتعامل مع مثل هذه الأسئلة.





**Look and tick (✓) the correct sentence.**

انظر وضع علامة (✓) بجوار الجملة الصحيحة.



a I play the piano.

☐

b I play the guitar.

☐


a I play the drum.

☐

b I play the guitar.

☐


**Look and circle.**

انظر وضع دائرة.



triangle - drum

flute - guitar

drum - piano



**Color and write.**

لون واكتب.

drum - guitar - flute

1 I play the .....



2 I play the .....



3 I play the .....



Help your child deal with such questions.

ساعد طفلك أن يتعامل مع مثل هذه الأسئلة.

AL-BAHER - Connect KG (2) / First Term

## Unit (2) Lesson (1)

انظر وضع علامة (✓) أو علامة (×).

### 7 Look and tick (✓) or (×).

1 I play the drum.


☐

2 I play the guitar.


☐

3 I play the flute.


☐

4 I play the piano.


☐

5 I play the triangle.


☐

اكتب الكلمات.

### 8 Write the words.

drum - flute - guitar - piano - triangle

1



2



3



4



5





# Story: A talent show

## Lesson (2)





I'm Laila. I play the **triangle**.  
أنا ليلي. أنا أعزف على المثلث الموسيقي.



I play the **drum**!  
أنا أعزف على الطبل!



Let's **play** together!  
هيا نعزف معًا!







# Activities

1

Look and number.

انظر ورقم.



1 I play the flute.

2 I play the piano.

3 I play the drum.

4 I play the guitar.



2

Listen and circle.

استمع وضع دائرة.

1 I play the triangle.



2 I play the piano.



3 I play the guitar.



4 I play the flute.



3

Trace and color.

تتبع ولون.



I play the guitar.



I play the piano.

- Let's work together!  
- Life skills

Lessons  
(3 & 4)

# Song

Let's work together!

You and me

Let's make a guitar, one, two, three!



Let's work together!

You and me


Let's make a piano, one, two, three!



Let's work together!

You and me

Let's make a drum, one, two, three!







# Activities

انظر ورقم.

1

Look and number.



1 I play the flute.

2 I play the drum.

3 I play the triangle.

4 I play the guitar.



2

Look and tick (✓) the correct sentence.

انظر وضع علامة (✓) بجوار الجملة الصحيحة.

1



a I play the drum.

b I play the guitar.

☐  
☐

2



a I play the flute.

b I play the piano.

☐  
☐

3



a Let's make a triangle.

b Let's make a guitar.

☐  
☐

4



a Let's make a piano.

b Let's make a drum.

☐  
☐

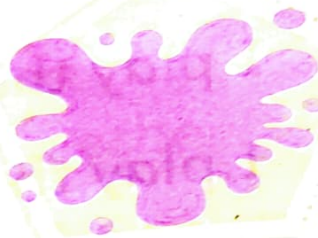
(5)

Listen, read then repeat.

Pp



piano  
بيانو



pink  
لون وردى

اسم ، اقرأ ثم ردد.



Peter  
بيتر (اسم ولد)

Gg



guitar  
جيتار



green  
أخضر



Gamila  
جميلة (اسم بنت)

اسم وتنتج.

Listen and trace.

P

p

p

p

P

p

p

p

G

G

G

G

g

g

g

g

اسم وتنتج على الأصوات /p/ و /g/.  
اسم وتنتج النقاط ويكتب.

the letter sound /p/ , /g/.





piano

piano



Peter

Peter



pink

pink



green

green



Gamila

Gamila



guitar

guitar

Help your child trace and write.

ساعد طفلك أن يتتبع النقاط ويكتب.

AL-BAHER - Connect KG (2) / First Term

# 1 Look and number.



1 guitar

2 pink

3 Gamila

4 Peter



## 2 Listen and circle.

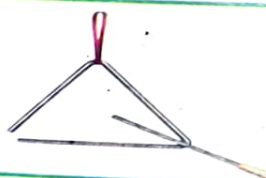
1 green



2 piano



3 guitar



4 pink



## 3 Circle the right letter.



p

g



p

g



g

p



#### 4 Look and tick (✓) the correct word.

انظر وضع علامة (✓) بجوار الكلمة الصحيحة.



a Gamila

b Peter



a pink

b green



a guitar

b piano



a Peter

b Gamila



#### 5 Look and circle.

انظر وضع دائرة.



piano - guitar

pink - black

green - blue

#### 6 Trace and color.


تتبع ولون.



guitar




green



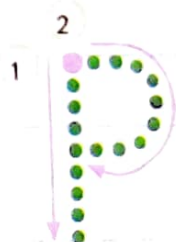
Gamila



piano



pink



Peter



drum



guitar



triangle



flute



piano

Let's work together.



Let's make a guitar.



Vocabulary

I play music

/Pp/



piano



pink




Peter

I play the drum



I play the guitar.

/Gg/



green



Gamila



guitar



I play the piano.





# Activities on Unit (2)

## 1 Look and number.

انظر ورقم.



1 piano

2 guitar

3 drum

4 green



## 2 Listen and circle.

استمع وضع دائرة.

1 pink



2 flute



3 triangle



4 Gamila



## 3 Circle the right letter.

ضع دائرة حول الحرف الصحيح.



g

p



p

g



G

P

Help your child deal with such questions.

ساعد طفلك أن يتعامل مع مثل هذه الأسئلة.

# Unit (2) Activities

4 Look and tick (✓) the correct word.

بجوار الكلمة الصحيحة. (✓) بوضع علامة



- a green
- b blue

☐  
☐


- a Gamila
- b Peter



- a flute
- b guitar

☐  
☐


- a drum
- b piano

5 Look and circle.

بوضع دائرة.



triangle - flute      piano - drum      pink - black

6 Look and complete with.

بإكمال.

triangle - drum - flute - guitar



I play the .....



I play the .....



I play the .....



I play the .....



# Theme (2)

## The world around me

العالم من حولي





# My home

## Unit 3

منزلي







## Unit Three Objectives



### Lesson (1)

#### Objectives

To identify vocabulary for **parts of a house** in a picture

أن يتعرف على مفردات خاصة بأجزاء المنزل في صورة

To listen to and sing along with a song

أن يستمع ويغنى مع أغنية

#### Vocabulary

bathroom, bedroom, garden, house, kitchen, living room

حمام، حجرة نوم، حديقة، منزل، مطبخ، حجرة معيشة

#### Language

This is the (**bedroom**).

هذه (حجرة النوم).



### Lesson (2)

#### Objectives

To listen to and follow a picture story

أن يستمع ويتابع قصة مصورة

To identify a problem and suggest solutions

أن يتعرف على مشكلة ما ويقترح حلول لها.

#### Language

Where's (**Dina**)? She is in the (**bathroom**).

أين (دينا)؟ إنها في (الحمام).



### Lesson (3)

#### Objectives

To engage in activities that reinforce independence and self-management

أن يندمج في أنشطة تعزز الاستقلالية وإدارة الذات

To sing a song about doing things for ourselves

أن يغنى أغنية عن عمل أشياء لأنفسنا

#### Language

I can do it!

أستطيع أن أفعلها!



### Lesson (4)

#### Objectives

To ask and answer about where a person is

أن يسأل ويجيب عن مكان تواجد شخص ما

To listen and practice a dialogue in pairs

أن يستمع إلى محادثة ويتدرب عليها في ثنائيات



### Lesson (5)

#### Objectives

To recognize the letter sounds / **I** / and / **ʌ** /

أن يتعرف على الصوتين /I/ و /ʌ/

To find words with / **I** / and / **ʌ** / sounds

أن يجد كلمات بها الصوتين /I/ و /ʌ/

To trace and copy the letters (**I**) and (**ʌ**)

أن يتتبع وينسخ الحروف (I) و (ʌ)

#### Vocabulary

insect, ink, Injy, umbrella, up, Uncle Amr

حشرة، حبر، إنجي، شمسية، أعلى، العم عمرو



### Lesson (6)

#### Objectives

To recognize different homes in Egypt

أن يتعرف على المنازل المختلفة في مصر

To engage in activities that help students appreciate and respect diversity

أن يندمج التلاميذ في الأنشطة تساعد على تقدير واحترام (التنوع) الاختلاف

#### Vocabulary

Nubia, Cairo, Alexandria

مدينة النوبة، القاهرة، الاسكندرية

#### Language

I live in (**Nubia**).

أنا أعيش في (النوبة).

# - Vocabulary

Lesson

(1)

 Listen, point and say.

مع وأشر وقل.



house

منزل



kitchen

مطبخ



living room

حجرة المعيشة



House

المنزل



bathroom

حمام



bedroom



garden

حديقة



 Listen, trace and write.

استمع، تتبع واكتب.



house

house



kitchen

kitchen



bedroom

bedroom



bathroom

bathroom



living room

living room



garden

garden

Come and see our doll's house.  
Come and play with us!

This is the bedroom.



This is the bathroom.



This is the kitchen.



This is the living room.



And this is the beautiful garden!



Come and see our doll's house.  
Come and play with us!





# Activities

## 1 Look, read and number.

انظر واقرأ ورقم.




1 bedroom

2 living room

3 kitchen

4 garden



## 2 Listen and circle.

استمع وضع دائرة.

1 bathroom



2 house



3 bedroom



4 kitchen



## 3 Circle the right letter.

ضع دائرة حول الحرف الصحيح.



k

b



b

h



g

b

## 4 Look and tick (✓).

انظر وضع علامة (✓).



a kitchen

b bedroom



2



a house

b school





a) living room  
b) bathroom



a) garden  
b) bedroom

5 Look and circle.



bathroom - living room kitchen - garden bathroom - bedroom

6 Look at the pictures and complete with: بـ: المور واكمل

bedroom - kitchen - bathroom - living room



This is the .....



This is the .....



This is the .....



This is the .....



**7 Look and tick (✓) or (x).**

النظر وضع علامة (✓) أو (x)


1 This is the bedroom.


☐

2 This is the bathroom.


☐

3 This is the garden.


☐

4 This is the house.


☐

**Look and write.**

النظر واكتب

house - bedroom - bathroom - kitchen - living room - garden



Help your child deal with such questions.

ساعد طفلك أن يتعامل مع مثل هذه الأسئلة.



# - Story: Hide and seek

## - Art

### Lesson (2)

Let's play a game!  
هيا بنا نلعب لعبة!

1, 2, 3, 4, 5, 6, 7, 8, 9, 10!  
I'm coming!

١٠، ٩، ٨، ٧، ٦، ٥، ٤، ٣، ٢، ١! أنا قادم!

Yes!

نعم!

Where's Dina? She's in the **garden**!

أين دينا؟ هي في الحديقة!





Help your child listen to and follow a picture story.

ساعد طفلك أن يستمع إلى ويتابع قصة مصورة.



Where's Busy Bee?

أين النحلة النشيطة؟



She's in the bedroom

في غرفة النوم!

She's under the bed!

هي تحت السرير!







# Activities

1 Look, read and number.

انظر واقرأ ورقم.



1 She is in the garden.

2 He is in the bathroom.

3 She is in the living room.

4 She is in the kitchen.



2 Look and tick (✓) or (x).

انظر وضع علامة (✓) أو (x).

1 She is in the bedroom.

☐

2 She is in the living room.

☐

3 He is in the bathroom.

☐

4 She is in the kitchen.

☐

5 He is in the garden.

☐

6 She is under the bed.

☐

Listen, point and say.

والتر وقلي.



clean my teeth

أغسل أسناني



make my bed

أرتب سريرى



I can...

أنا أستطيع أن...



I can do

أستطيع أن أفعلها.



water the flowers

أسقي الزهور



## I can do it!

I can do it!  
I water the flowers.  
Like this!



I can do it!  
I clean my teeth.  
Like this!




I can do it!  
I make my bed.  
Like this!



# Activities

## 1 Look, read and number.

- 1 I can make my bed.
- 2 I can water the flowers.
- 3 I can clean my teeth.



## 2 Look and tick (✓).



- a water the flowers
- b make my bed



- a clean my teeth
- b wash the dishes

## 3 Look and draw.



I can do it.



I can't do it.





# Lesson (4)

## - Where is Dina? - Listening and Speaking

 Listen, point and say.

استمع وأشر وقل.



 Where's Dina?


 She is in the bedroom.


 Where is Laila?

 She is in the living room.

 Where is Adam?

 He is in the bathroom.

 Where is Youssef?

 He is in the kitchen.

Help your child listen, point and say.

ساعد طفلك أن يستمع ويشرح ويقول.

AL-BAHER



# Activities

read and number.

- 1 She is in the kitchen.
- 2 He is in the bathroom.
- 3 She is in the garden.
- 4 She is in the bedroom.

اقرأ وارقم.



and circle the right word(s).

ارفع دائرة حول الكلمة الصحيحة.



kitchen



house - school



bathroom



bedroom - living room

read and tick (✓) the correct sentence.

اقرأ وضع علامة (✓) بجوار الجملة الصحيحة.

He is in the garden.

He is in the kitchen.

She is in the bedroom.

She is in the living room.



# Lesson (5)

- Learn sounds with Busy Bee!
- Learn to write with Busy Bee!



## Phonics



Listen, point and say.

استمع واشر وقل.




i nsect  
حشرة



i nk  
حبر



I njy  
ابن (اسم بنت)



i n  
نسر



u mbrella  
شمسية



u p  
أعلى / فوق

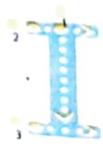


U ncle Amr  
العم عمرو



Listen and trace.

استمع وتتبع.



 Trace and write.



insect

insect



ink

ink



Injy

Injy

تتبع واكتب.



in

in



umbrella

umbrella



up

up



Uncle Amr


Uncle Amr



# Activities

## 1 Look, read and number.

انظر واقرأ ورقم.



1 insect

2 umbrella



3 ink

4 in



## 2 Listen and circle.

استمع وضع دائرة.

1 Injy



2 Uncle Amr



3 umbrella



4 ink



## 3 Circle the right letter.

ضع دائرة حول الحرف الصحيح.



i

u



u

i




i

u

4 Look and tick (✓).

انظر وضع علامة (✓).



5 Look and circle.

انظر وضع دائرة.



Injy - Uncle Amr



ink - insect



ink - up

6 Look and write.

انظر واكتب.

in - insect - umbrella - up - Injy - Uncle Amr





# - Homes in Egypt

## Lesson (6)




I live in ....

أنا أعيش في .....



I live in Cairo.



I live in  
Nubia.



I live in  
Alexandria.



Help your child identify these sentences.

ساعد طفلك أن يتعرف على هذه الجمل.



# Activities

## 1 Look, read and number.

- 1 I live in Cairo.
- 2 I live in Nubia.
- 3 I live in Alexandria.



انظر واقرأ ورقم.

## 2 Listen and circle.

1 Nubia



2 Alexandria



3 Cairo



استمع وضع دائرة.

## 3 Look and circle the right word(s).

انظر وضع دائرة حول الكلمة الصحيحة.



I live in (Cairo / Alexandria). I live in (Nubia / Alexandria).



# Review on Unit (3)



house



bedroom



living room



bathroom



kitchen



garden



Alexandria



Cairo



Nubia



insect



ink



Inja



in



up



umbrella



Uncle Amr

Where is Laila?



She is in the kitchen.



Where is Youssef?



He is in the bathroom.



My home

Vocabulary

Phonics

Life skills

I can clean my teeth.



I can water the flowers.



I can make my bed.





# Activities on Unit (3)

1

Look, read and number.



1 bedroom

2 kitchen

3 garden

4 bathroom



النظر واقرأ ورقم.




2

Listen and circle.


1 ink



2 umbrella



3 living room



4 house



3

Circle the right letter.



I

u



u

i



i

u

فم دائرة حول الحرف الصحيح.



## Look and tick (✓).

انظر وضع علامة (✓).

4



a Cairo

b Nubia

☐  
☐


a kitchen

b garden

☐  
☐

3



a Uncle Amr

b Injy

☐  
☐

4



a make my bed

b water the flowers

5

## Look and circle.

انظر وضع دائرة.



kitchen - bathroom umbrella - up bedroom - living room

6

## Look and complete with.

انظر وأكمل بـ

bedroom - garden - bathroom - insect

1



This is the .....

2



She is in the .....

3



He is in the .....

4



This is an .....

# Unit 4

# My day

يومي







# Unit Four Objectives

## ★ Lesson (1)

### Objectives

To identify vocabulary for daily activities in pictures

أن يعرف على المفردات اليومية بالنسبة للأنشطة اليومية (في صور)

To listen to and sing along with a song

أن يسمع ويغني مع الأغنية

To use key vocabulary to express activities in daily life

أن يستخدم المفردات اليومية للتعبير عن الأنشطة اليومية

To identify the sequence of events.

أن يعرف على تسلسل الأحداث

### Vocabulary

get up, go to bed, go to school, have breakfast, have dinner, have lunch, play with friends

يستيقظ، يذهب للنوم، يذهب للمدرسة، يتناول وجبة الإفطار، يتناول وجبة العشاء، يتناول وجبة الغداء، يلعب مع الأصدقاء

### Language

I (have breakfast).

أنا (أتناول وجبة الإفطار).

## ★ Lesson (2)

### Objectives

To listen and follow a picture story

أن يسمع ويتابع قصة مصورة

To predict what happens next in a story

أن يتنبأ بما سيحدث في القصة

To determine similarities and differences between Busy Bee's day and your own

أن يحدد أوجه التشابه والاختلاف بين أنشطة النحلة المزدحمة والأنشطة اليومية الخاصة بك.

To practice polite greetings

أن يمارس التحيات السليمة

### Language

I (get up). I (have breakfast).

أنا (أستيقظ). أنا (أتناول وجبة الإفطار).

## ★ Lesson (3)

### Objectives

To reinforce the importance of getting ready independently

أن يعزز أهمية الاستعداد بشكل مستقل

To sing a song about getting ready independently

أن يغني أغنية عن الاستعداد بشكل مستقل

### Language

We get ready!

نحن نستعد.

## ★ Lesson (4)

### Objectives

To use vocabulary for talking about daily activities

أن يستخدم المفردات للتحدث عن الأنشطة اليومية

To listen to and practice a dialogue in pairs

أن يسمع ويمارس في محادثة في ثنائيات

To practice sequencing events

أن يمارس على تسلسل الأحداث

## ★ Lesson (5)

### Objectives

To recognize the letter sounds /l/ and /kw/

أن يتعرف على النطق الصوتي للـ /l/ و /kw/

To find words with /l/ and /kw/ sounds

أن يجد كلمات بها الصوتين /l/ و /kw/

To trace and copy the letters (l) and (kw)

أن يتتبع ويكتب الحروف (l) و (kw)

### Vocabulary

Leg, Lion, Lemon, Lamyra, quiet, Queen Elizabeth

ساق، الأسد، ليمون، لاميرو، هادئ، الملكة إليزابيث

# Vocabulary

## Lesson (1)

🎧 Listen, point and say.

استمع وأشر وقل.



get up

يستيقظ



have breakfast

يتناول وجبة الإفطار



go to bed

يذهب إلى النوم



have dinner

يتناول وجبة العشاء



Daily  
Activities

الأنشطة اليومية



go to school

يذهب إلى المدرسة



play with friends

يلعب مع الأصدقاء



have lunch

يتناول وجبة الغذاء



# Language

Read and learn.

اقرأ و تعلم.

I have....

أنا أتناول....



I have breakfast.

أنا أتناول الإفطار.



I have lunch.

أنا أتناول الغداء.

Trace and write.

تتبع واكتب.



have lunch

have lunch



have dinner

have dinner



get up

get up

go to bed

go to bed

go to school

go to school



play with my friends

play with my friends



# Song



Every day, I get up. **Good morning!**



I have **breakfast.**

Then I go to **school.**



Every day, I have **lunch.**

Then I **play** with my friends.



Every day, I have **dinner.**

And then I go to bed. **Good night!**



Help your child sing this song.

ساعد طفلك أن يغني هذه الأغنية.

AL-BAHER - Connect KG (2) / First Term



# Activities

## 1 Look and number.

- 1 get up
- 2 go to school
- 3 have dinner
- 4 play with friends



## 2 Listen and circle.

- 1 have breakfast



- 2 go to bed



- 3 have lunch



- 4 get up



## 3 Look, and circle (✓) or (X).



✓

X

have dinner



✓

X

go to bed



✓

X

go to school



#### 4 Look, and tick (✓).

انظر و ضع علامة (✓).



a have lunch

☐

b go to bed

☐


a go to school

☐

b have dinner

☐

#### 5 Look and circle.

انظر وضع دائرة.



get up - go to school




have dinner - go to bed

#### 6 Listen and color.

استمع و لون.

1 I get up.



2 I have breakfast.



3 I go to school.



4 I go to bed.



Help your child deal with such questions.

ساعد طفلك أن يتعامل مع مثل هذه الأسئلة.

## Unit (4) Lesson (1)

### 7 Look and number.

انظر و رقم.



have breakfast



go to bed



get up



go to school



play with friends



have lunch

### 8 Look and write.

انظر واكتب.

get up - have breakfast - go to school - have lunch -  
play with friends - have dinner - go to bed





Lesson  
(2)

# Story Busy Bee's day!

Good morning! Every day, I get up.  
صباح الخير كل يوم، أستيقظ.

I have breakfast.  
أتناول وجبة الإفطار.

I go to school with Adam and Dina.  
أذهب إلى المدرسة مع آدم ودينا.

Goodbye, Adam! Goodbye, Dina! Goodbye, Busy Bee!  
إلى اللقاء يا آدم! إلى اللقاء يا دينا! إلى اللقاء أيتها النحلة النشيطة!



## Unit (4) Lesson (2)

I have lunch with Adam and Dina at home!

أتناول وجبة الغداء مع آدم ودينا في البيت!




Let's play!

هيا نلعب!

I play with Adam and Dina.

ألعب مع آدم ودينا.







You are the queen bee!

أنت النحلة الملكة!

I'm Busy Bee, the queen bee!

أنا النحلة النشيطة، النحلة الملكة!



Then I go to bed. Good night!

ثم اذهب إلى النوم. ليلة سعيدة!

# Unit (4) Lesson (2)

 Look and write.

انظر و اكتب.

get up - have breakfast - go to school - have lunch -  
play with friends - have dinner - go to bed



My day





Lesson  
(3)

- Let's get ready!  
- Life skills

We get ready نحن نستعد

Listen and repeat.

استمع و ردد



get up

يستيقظ



have breakfast

يتناول الإفطار



go to school

يذهب إلى المدرسة

Help your child identify these words.

ساعد طفلك أن يتعرف على هذه الكلمات.

# Song

## We get ready!



Let's get ready!  
Let's start the day!  
I get up.


Then,  
I have breakfast.



And then  
I go to school.

Hooray!  
Let's get ready!  
Let's start the day!  
I get up.

Then, I have breakfast.  
And then I go to school.  
Hooray!





# Activities

## 1 Look and number.

انظر ورقم.

- 1 get up
- 2 go to school
- 3 have breakfast



## 2 Listen and circle.

استمع وضع دائرة.

- 1 have breakfast



- 2 go to bed



- 3 have lunch



## 3 Look, and circle (✓) or (X).

انظر و ضع دائرة حول (✓) أو (X).



✓

X

get up



✓

X

go to school



✓

X

have breakfast

Help your child deal with such questions.

ساعد طفلك أن يتعامل مع مثل هذه الأسئلة.

Lesson  
( 4 )

# Speaking: My daily routine

 Listen and repeat.

استمع و ردد



I get up



I go to bed



My daily  
routine

روتيني اليومي



I have breakfast




I go to school



# Activities

1 Color and trace.

لون وتتبّع.



I get up



I have breakfast.



I go to school.



I go to bed.

# Unit (4) Lesson (4)



Match and trace.

مل وتتبع.






Lesson  
(5)

- Learn sounds with Busy Bee!  
- Learn to write with Busy Bee!

Phonics

Listen, read then repeat.

استمع واقرأ ثم ردد.



lemon  
ليمونة




Lamyia  
لمياء



leg  
ساق



lion  
أسد




Queen Elizabeth  
الملكة إليزابيث



quiet  
هادئ

Listen and trace.

استمع وتتبع.



Help your child trace and write.

ساعد طفلك بالتتبع والكتابة.

AL-BAHER - Connect KG (2) / First Term

## Unit (4) Lesson (5)

 Trace and write.

تتبع واكتب.



lemon

lemon



leg

leg



Lamya

Lamya



lion

lion



quiet

quiet



Queen Elizabeth

Queen Elizabeth



# Activities

## 1 Look and number.

- 1 lion
- 2 lemon
- 3 leg
- 4 quiet



انظر ورقم.

## 2 Listen and circle.

- 1 Lamy
- 2 lion
- 3 quiet
- 4 lemon



استمع وضع دائرة

## 3 Circle the right letter.



Q  
L

l  
q  
q  
l

ضع دائرة حول الحرف الصحيح.

4 Look, and tick (✓).

النظر و ضع علامة (✓).



a quiet

b queen

☐

☐



a leg

b face



a Lamya

b Ali

☐

☐



a lion

b lemon

5 Look and circle.

النظر وضع دائرة.



leg - lemon



quiet - queen



lion - lemon

6 Look and write.

أنظر واكتب.

Lamya - lion - leg - lemon- quiet - Queen Elizabeth



\_\_\_\_\_



\_\_\_\_\_



\_\_\_\_\_



\_\_\_\_\_



\_\_\_\_\_



\_\_\_\_\_



# Review on Unit (4)



have dinner



have lunch



get up



go to school




have breakfast



Play with my friends



go to bed



I have breakfast.



I go to school.



lemon  
ليمونة



Lamyia  
لمياء



leg  
ساق



lion  
أسد



Queen Elizabeth  
الملكة إليزابيث



quiet  
هادئ



# Activities on Unit (4)

1

Look, read and number.

النظر واقرأ ورقم.

- 1 get up
- 2 go to school
- 3 have lunch
- 4 go to bed



2

Listen and circle.

استمع وضع دائرة.

- 1 lemon



- 2 lion



- 3 have dinner



- 4 Queen Elizabeth



3

Circle the right letter.

ضع دائرة حول الحرف الصحيح.



q

l



l

q



q

l



#### 4 Look, and tick (✓).

انظر و ضع علامة (✓).



a queen

b quiet



3



a go to bed

b go to school



#### 5 Look and circle.

انظر وضع دائرة.



Lamya - lemon



get up - go to bed



lion - zebra

#### 6 Look and complete with.

انظر وأكمل بـ.

get up - have lunch

1



I

2



We

AL-BAHER

KG 2

AL-BAHIER

Connect  
Final Revision  
First Term





# Hop, skip, jump

## Unit (1)

### Vocabulary



kick



jump



skip



climb



run



hop

### Numbers

1

2

3

4

5

6

7

8

9

10

### Phonics

Tt



Talia

2

two



teddy bear

Kk



Karim



kite



kick

### Language



I can jump.



I can run.

# Activities

## 1 Listen and number.



1 hop

2 run

3 jump

4 skip



## 2 Listen and circle.

1 run

2 climb

3 kite

4 skip



## 3 Circle the right letter.



k

f



t

p



k

s

## 4 Look and tick (✓).



a hop

b kick



a jump

b climb







a skip

b jump



4



a run

b skip

### 5 | Look and circle.



انظر وضع دائرة.

doll - kite

kick - kite

two - four

### 6 | Look and complete with.

انظر واكمل بـ

run - kick

1



2

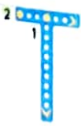


I can .....

I can .....

### 7 | Listen and trace.

استمع وتتبِع.



# I play music

## Unit (2)

### Vocabulary



drum



guitar



triangle



flute



piano

### Phonics

Pp



piano



pink



Peter

Gg



green



Gamila



guitar

### Life skills

Let's work together.



Let's make a guitar.



### Language

I play the guitar.



I play the piano.



I play the drum.



Help your child revise unit(2) .

ساعد طفلك أن يراجع الوحدة الثانية.





# Activities

## 1 Listen and number.

استمع ورقم.



1 green

2 guitar

3 drum

4 flute



## 2 Listen and circle.


استمع وضع دائرة.

1 triangle

2 pink

3 piano

4 guitar



## 3 Circle the right letter.

ضع دائرة حول الحرف الصحيح.



p

d



f

g



s

p

## 4 Look and tick (✓).

انظر وضع علامة (✓).



a piano

b guitar



a drum

b flute



Help your child deal with such questions.

## Unit (2) Final Revision

3



a triangle

b drum



4



a guitar

b piano



5

Look and circle.



انظر وضع دائرة.

Peter - Gamila flute - guitar

pink - green

6

Look and complete with.

انظر وأكمل بـ.

guitar - flute

1



I play the .....

2



I play the .....

7

Listen and trace.

استمع وتتبع.

Gg

Gg

Gg

Pp

Pp

Pp



# My home

## Unit (3)

### Vocabulary



kitchen



garden



house



bedroom



living room



bathroom



Alexandria



Cairo



Nubia

### Phonics

Ii



ink



insect



Inja



in

Uu



up



umbrella



Uncle Amr

### Life skills

I can water the flowers.



I can make my bed.



I can clean my teeth.



### Language

Where is Laila?

She is in the kitchen.

Where is Youssef?

He is in the bathroom.



Help your child revise unit(3).

ساعد طفلك أن يراجع الوحدة الثالثة.

AL-BAHER - Connect KG (2) / First Term

# My day

## Unit (4)

### Vocabulary



have breakfast



have lunch



have dinner



get up



play with my friends



go to school



go to bed



Every day, I get up



Every day, I go to bed.

### Phonics

Qq



Queen Elizabeth



quiet

Ll



lemon



Lamy



leg



lion

### Language



I have breakfast.



I go to school.



# Activities

## 1 Listen and number.



- 1 get up
- 2 have breakfast
- 3 go to bed
- 4 go to school



استمع ورقم.

## 2 Listen and circle.

- 1 have dinner
- 2 lemon
- 3 go to bed
- 4 get up



استمع وضع دائرة.

## 3 Circle the right letter.



p  
l



l  
i



q  
g

ضع دائرة حول الحرف الصحيح.

## 4 Look and tick (✓).



a have lunch

b play with friends

انظر وضع علامة (✓).

# Unit (4) Final Revision



a go to school

b get up



5

Look and circle.



انظر وضع دائرة.

leg - lion

quiet - queen

leg - lemon

6

Look and complete with.

انظر وأكمل بـ.

school - lunch



I go to .....

2



I have .....

7

Listen and trace.

استمع وتتبع.





# Activity (1)

1 Listen and number.



1 run

2 bathroom



3 get up

4 piano

استمع ورقم.



2 Listen and circle.

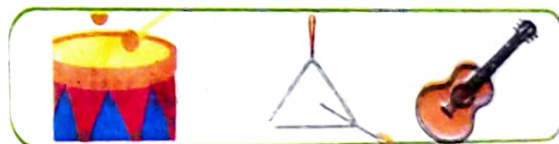
1 kick



2 insect



3 guitar



4 lion



استمع وضع دائرة.

3 Circle the right letter.

ضع دائرة حول الحرف الصحيح.



i

u



a

k



g

p

4 Look and tick (✓).

انظر وضع علامة (✓).



a go to school ☐

b go to bed ☐



a green ☐

b pink ☐

# Activities Final Revision

3



a queen

b quiet



4



a lion

b lemon

5

Look and circle.



five - nine



house - school



flute - triangle



skip - climb



drum - flute



garden - kitchen

6

Look and complete with.

انظر وأكمل بـ.

can - play

1



I ..... kick.

2



I ..... the flute.



# Activity (2)

1 Listen and number.

استمع ورقم.



1 have breakfast

2 seven

3 Cairo

4 insect



2 Listen and circle.

استمع وضع دائرة.

1 Nubia




2 go to bed



3 piano



4 bedroom



3 Circle the right letter.

ضع دائرة حول الحرف الصحيح.



a

k



L

Q



p

g

4 Look and tick (✓).

انظر وضع علامة (✓).



a drum

b flute



a garden

b bathroom



# Activities Final Revision



3

a get up

b have lunch



4

a piano

b drum



## 5 Look and circle.

انظر وضع دائرة.



up - insect



kick - kite



garden - bedroom



skip - kick



piano - flute



two - five

## 6 Look and complete with.

انظر وأكمل بـ.

flute - run



I play the .....



I can .....



# Activity (4)

## 1 Listen and number.



- 1 hop
- 2 house
- 3 go to school
- 4 flute

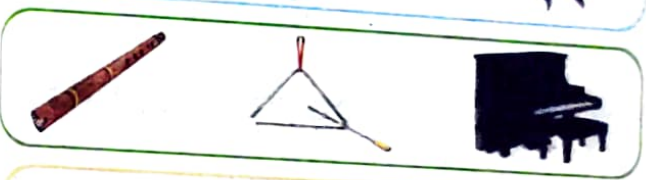
استمع ورقم.



## 2 Listen and circle.

- 1 kite
- 2 insect
- 3 triangle
- 4 jump

استمع وضع دائرة.

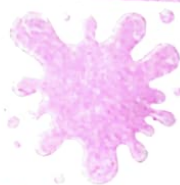


## 3 Circle the right letter.

ضع دائرة حول الحرف الصحيح.



k  
t



g  
p



i  
u

## 4 Look and tick (✓).

انظر وضع علامة (✓).



a six

b eight

2



a lion

b lemon

help your child deal with such questions.



a kitchen

b living room



a umbrella

b up

انظر وضع دائرة.

5 Look and circle.



drum - piano



skip - kick



Cairo - Alexandria

6

six - seven



guitar - triangle



pink - green

6 Look and complete with.

انظر وأكمل بـ.

garden - lunch

1



We have .....

2



She is in the .....



# Activity (5)

## 1 Listen and number.



1 ink



2 climb

3 living room

4 play with friends

استمع ورقم.



## 2 Listen and circle.

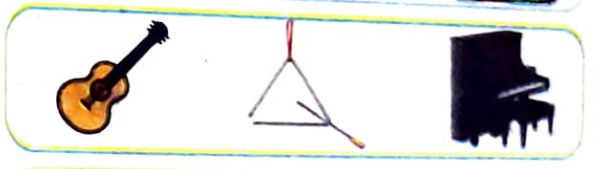
1 kite

2 house

3 triangle


4 eight

استمع وضع دائرة.



## 3 Circle the right letter.

ضع دائرة حول الحرف الصحيح.



## 4 Look and tick (✓).

الظر وضع علامة (✓).



a bathroom

b bedroom



a Karim

b Talia





a piano

b flute



a kick

b run



5 Look and circle.

انظر وضع دائرة.



Injy - ink



leg - lion



guitar - drum

5

seven - five



insect - ink



garden - kitchen

6 Look and complete with.

انظر وأكمل بـ.

jump - play

1



I can .....

2



I ..... the guitar.



# Activity (6)

## 1 Listen and number.



1 quiet

2 kick

3 piano

4 umbrella

استمع ورقم.



## 2 Listen and circle.


1 green

2 run

3 flute

4 living room

استمع وضع دائرة.



## 3 Circle the right letter.



i  
u



l  
a



k  
t

ضع دائرة حول الحرف الصحيح.

## 4 Look and tick (✓).



a Gamila

b Peter



a up

b in



النظر وضع علامة (✓).

# Activities Final Revision

3



a seven

b five



a house

b school

5

Look and circle.

انظر وضع دائرة.



flute - guitar



kick - hop



insect - ink



kite - Karim



four - nine



bathroom - bedroom

6

Look and complete with.

انظر وأكمل بـ.

friends - kitchen

1



I play with .....

2



She is in the .....



# Activity (7)

## 1 Listen and number.



1 go to bed

2 bathroom

3 guitar

4 kick



استمع ورقم.



## 2 Listen and circle.

1 three

2 drum

3 kitchen

4 leg

4

3

6



## 3 Circle the right letter.



q

t



i

u



g

n

ضع دائرة حول الحرف الصحيح.

## 4 Look and tick (✓).



a garden

b bedroom





a piano

b drum



انظر وضع علامة (✓).



5 Look and circle.

انظر وضع دائرة.



up - in



pink - green

5

four - five



hop - run



flute - triangle



Cairo - Nubia

6 Look and complete with.

انظر وأكمل بـ.

skip - breakfast



I can .....

2



I have .....



# Activity (8)

## 1 Listen and number.



1 get up

2 house

3 piano

4 hop



استمع ورقم.




## 2 Listen and circle.

1 ink

2 drum

3 jump

4 lion



استمع وضع دائرة.

## 3 Circle the right letter.



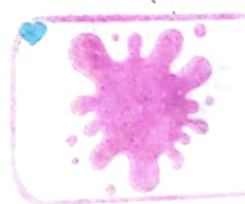
k

m

2

s

t



q

p

ضع دائرة حول الحرف الصحيح.

## 4 Look and tick (✓).



a eight

b ten



a triangle

b flute



انظر وضع علامة (✓).

Help your child deal with such questions.

ساعد طفلك أن يتعامل مع مثل هذه الأسئلة.

3



a kite

b kick



4



a Uncle Amr

b Injy



5 Look and circle.

النظر وضع دائرة.



Peter - Gamila



flute - guitar



insect - ink

4

four - three



hop - skip



kitchen - bathroom

6 Look and complete with.

انظر وأكمل بـ.

garden - Cairo

1



She is in the .....

2



I live in .....



# Activity (9)

## 1 Listen and number.

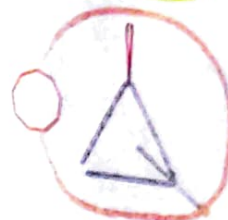


1 living room

2 play with friends

3 triangle

4 run




## 2 Listen and circle.

1 house

2 have lunch

3 flute

4 kick



## 3 Circle the right letter.



w  
u



l  
f



g  
e

## 4 Look and tick (✓).



a kitchen

b bathroom



a get up

b have lunch



Help your child deal with such questions.

ساعد طفلك أن يتعامل مع مثل هذه الأسئلة.

# Activities Final Revision

3

5

a three

b five



4



a skip

b climb

انظر وضع دائرة.

5

Look and circle.



umbrella - up



green - pink



nine - six



drum - flute



jump - climb



bedroom - garden

انظر وأكمل بـ.

6

Look and complete with.

school - dinner

1



We go to .....

2



I have .....

Help your child deal with such questions.

ساعد طفلك أن يتعامل مع مثل هذه الأسئلة.



# Activity (10)

## 1 Listen and number.



1 hop

2 piano

3 Nubia

4 garden



## 2 Listen and circle.

1 six

2 drum

3 living room

4 climb

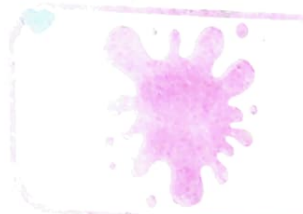


## 3 Circle the right letter.



t

a



p

b



o

i

## 4 Look and tick (✓).



a bedroom

b bathroom



a Karim

b Talia

Help your child deal with such questions.

3



a up

b umbrella



4



a guitar

b triangle

النظر وضع دائرة.

5

Look and circle.



lemon - lion



kitchen - garden

7

four - seven



in - ink



jump - climb



flute - drum

6

Look and complete with.

النظر وأكمل بـ.

kick - Alexandria

1



I can .....

2



I live in .....



# Activity (II)

## 1 Listen and number.



- 1 jump
- 2 triangle
- 3 play with friends
- 4 living room



## 2 Listen and circle.

- 1 ink
- 2 house
- 3 garden
- 4 umbrella



## 3 Circle the right letter.



i  
u



a  
k



g  
p

## 4 Look and tick (✓).



a piano

b guitar

☐  
☐


a drum

b flute

☐  
☐

انظر وضع علامة (✓).

# Activities Final Revision

3



a ink

b insect



4



a climb

b skip

انظر وضع دائرة.

5

Look and circle.



up - insect



pink - green

5

four - five



insect - ink



Peter - Gamila



Cairo - Nubia

6

Look and complete with.

انظر وأكمل بـ.

hop - lunch

1



I can .....

2



I have .....



# Activity (12)

## 1 Listen and number.



1 hop

2 house

3 go to school

4 flute



استمع ورقم.




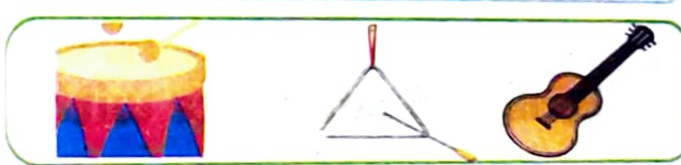
## 2 Listen and circle.

1 kick

2 insect

3 guitar

4 lion



استمع وضع دائرة.

## 3 Circle the right letter.



k

t



g

p



i

u

ضع دائرة حول الحرف الصحيح.

## 4 Look and tick (✓).



a hop

b kick

☐  
☐


a jump

b climb

☐  
☐

انظر وضع علامة (✓).

# Activities Final Revision

3



a queen

b quiet



4



a lion

b lemon



5

Look and circle.



five - nine



house - school



flute - triangle



hop - climb



drum - flute



garden - kitchen

6

Look and complete with.

can - play

1



I ..... jump.

2



I ..... the piano.

النظر وضع دائرة.

النظر وأكمل بـ.

Help your child deal with such questions.

ساعد طفلك أن يتعامل مع مثل هذه الأسئلة.